

Userful's uClient Application running on a Certified Weibu Adapter is a versatile and powerful edge client solution that converts any display into a Userful Smart Display enabling central management and content delivery.

The uClient Adapter supports Userful's on-premise and cloud architectures for maximum flexibility and capability. Including native playback of ultra-high-resolution content, web sources, CMS, and live-streamed sources for delivering visuals for almost any application. The uClient Adapter is designed for global deployment, with ease of central management through the Userful Manager portal.



Key Benefits

4K High Resolution - Userful's uClient Adapter can output up to 4K @ 60FPS per display and unlimited resolution on video walls.

Any Content - The uClient Adapter can support any type of content available through local playback or from a server in the Userful Network.

High Performance - The uClient Adapter is a robust solid-state device featuring 32GB of local storage and a cutting-edge chipset optimized to run smooth video on single displays or video walls.

Pair With On-premise or Cloud Servers - Compatible with all of Userful's server architectures, including being run directly from the cloud, enabling digital signage or video wall deployments to show any content.

Management at Scale - Centrally distribute content and applications while managing updates, storage, remote reboots and on/off schedules for power management.

Secure and Compliant - Device can be remotely locked to prevent tampering.

Userful Platform

Built for Scalability - Centrally manage content from dozens to thousands of displays. Organize displays and content based on location.





I&O Manageability - Manage updates, power management configurations (on/off display schedules), remote reboots, and locked-down uClient Adapter.

Supports Any Display Technology - Connect and distribute content across multiple displays including LCD, OLED, and Direct-view LED.

Any Content Source - Use the same screens to leverage other content sources including canned content, live content, local sources, or desktop streams.

API - REST API available for custom deployments and integrations, ties into other communication tools, third-party applications and device triggers.

Central Management - Connect to and manage all on-premise servers or cloud instances from a single interface.

Operating System	Android 7.1
SoC	RK3399
Power	Worldwide auto-sensing 100-240V AC, 50/60 Hz 12V/2A DC
RAM	4GB LPDDR4
Ethernet	10/100/1000Mbps
Wifi	802.11 b/g/n Dual-Band (2.4 / 5 GHz)
Bluetooth	4.2
Local Storage	32 GB
Supported Content	HTML5, JPG, JPEG, PNG, GIF, TIFF, BMP, MPEG-1, MPEG-2, MPEG-4, H265, H264, HTTP, RTSP
I/O Specifications	1x HDMI 2.0 - Max output 3840x2160 @ 60Hz
	1x DisplayPort - Max output 1920x1080 @ 60Hz
	1x USB 3.0, up to 2TB of external storage
	2x USB 2.0
	1x RJ-45 with Gigabit Ethernet
	1x SD Card, supports up to 128GB of external storage
	1x Power button (press to turn on, 3-sec press to turn off)
	1x Reset button
	1x DC-in
	1x 3.5mm audio combo
	1x RS-232 COM port (inactive)
Mounting	VESA Mounting Kit
Certification	    FCC CE RoHS WEEE
Cooling	Passive
Operating Temperature	-5°C to 45°C
Storage Temperature	-10°C to 65°C
Relative Humidity	30% to 90% non-condensing
Dimensions	121mm x 121mm x 26.75mm (4.76in x 4.76in x 1.05in)

Connectivity

- 1 DP Port
- 2 Serial Port
- 3 Headset Jack
- 4 LAN Port
- 5 HDMI Port
- 6 USB 3.0 Port
- 7 DC in
- 8 Power Button
- 9 USB 2.0 Ports
- 10 SD Card Slot



License Requirement/Deployment Availability

Platform	Enterprise, Professional+, Standard
Deployment	Cloud, On-Premise Server
Applications	Any application in the Userful Visual Networking Platform

Userful's Visual Networking Platform replaces all proprietary hardware limitations with a single software-defined platform to stream any video source onto any digital signage display. No more independent systems or maintenance complexity.

[Schedule a demo](#)

For display pairing, administration, specifications, and set-up best practices, please review the following documentation.

<https://docs.userful.com/hardware-setup/client-setup/userful-uclient-adapter>

<https://docs.userful.com/hardware-setup/userful-clients/uclient-adapter-specs>

<https://docs.userful.com/hardware-setup/client-setup/userful-uclient-adapter/uclient-adapter-faqs>